


# Stingray

MD250 250 Hp at 3,600 Rpm



by  
**Performance Product  
Technologies**



### MarineDiesel-USA

The MD250 Stingray when combined with a Velvet Drive 5000 or ZF-63 series creates a potent combination of inboard power and reliability. Only MarineDiesel offers a drop-in, plug and play diesel to replace your gas engine

### Technical Data

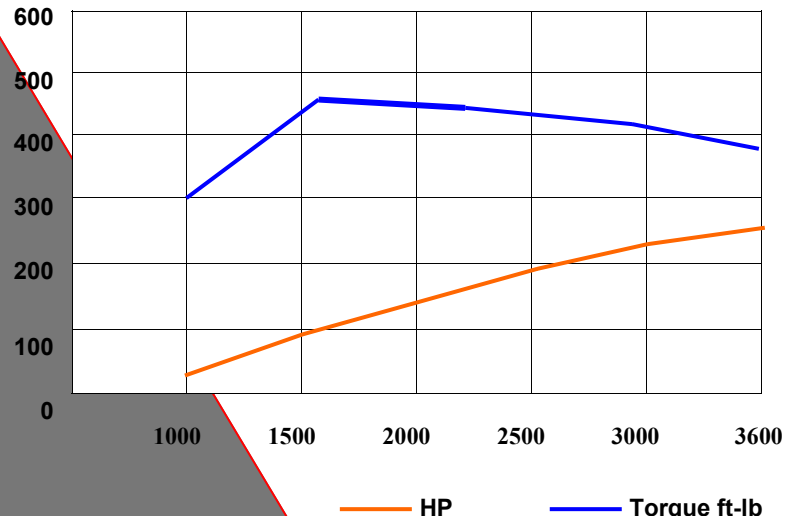
Displacement .....6.5L  
 Configuration..... V-8  
 Rated RPM .....3600  
 Horsepower..... 250 @ 3600  
 Torque ft. lb..... 460 @ 1700  
 Bore & Stroke..... 103 X 97mm  
 Compression Ratio ..... 18:1  
 Fuel System .....Indirect Injection  
 Aspiration ..... Supercharged-Intercooled  
 Alternator ..... 12V, 105amp  
 Cooling .....Dual pump w Heat Exchanger

### Size

Length .....30.7"  
 Width .....34"  
 Height.....30.7"  
 Weight less gear ..... 948 lbs.

### Features

1. AM General's Optimizer 6500 base engine
2. Ultra-Efficient Lysholm Twin Screw Supercharger
3. Standard GM Flywheel housing and Centa-Flex heavy duty coupler that will allow the boat owner to use their existing transmission
4. Standard MerCruiser / Volvo Penta 9-pin electrical harness connector
5. Hi-Capacity Cu-Ni Heat Exchanger
6. Remote Mounted Oil Filter
7. Hi-Output 105amp Alternator
8. Powder Coated Stainless Steel Dry-Joint Risers with Performance Tuned Aluminum Manifolds
9. Multiple Transmission Options—Velvet Drive & ZF



1414 South Sangre Rd.  
 Stillwater, OK. 74074

Ph: 405-533-3833 Fax: 405-377-3388

E-mail: [sales@marinedieselusa.com](mailto:sales@marinedieselusa.com)

**MD250**  
**250hp @ 3600**  
**Stingray**

**Direct Replacement**

When replacing existing GM small or big block V8 gas engines the MarineDiesel will match the existing mounts, flywheel housing, length, width, height and weight to that of existing gas engines, as well as offers a standard 9-pin electrical harness connection to match existing boat harnesses. This allows preserving the original integrity of the boat utilizing mounts, exhaust system, gauges, alarms and tachometers. When comparing competitive products make sure to compare the overall installed engine cost, not just the product cost.



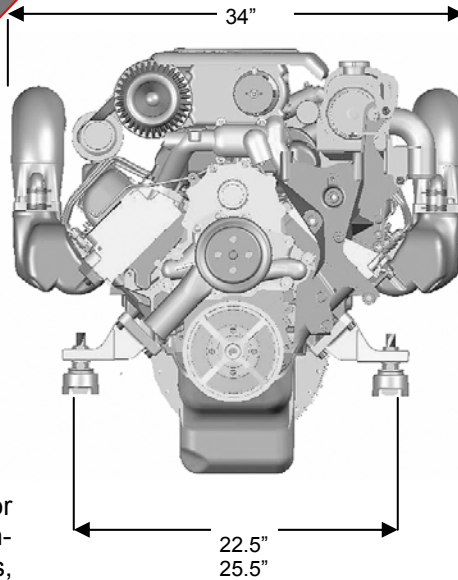
**Durability**

Built on AM General's Optimizer 6500 engine platform this rugged engine is durable enough to be used to power such well known vehicles as the Hummer and military Humvee.

With the Optimizer 6500 as a starting place MarineDiesel takes things to a whole new level by adding a performance tuned center riser dry-joint exhaust system with stainless steel risers, a high capacity fresh water cooling system, Lysholm Twin Screw Supercharger with multi-pass cu.ni. Intercooler, 105 amp alternator, oil drain system and fresh water flush kit.

**Performance**

Starting with a 6.5L displacement in a V8 configuration, MarineDiesel achieves superior low rpm torque versus smaller displacement inline engines. Adding to this displacement MarineDiesel utilizes a custom low-rpm high torque intercooled supercharging system to achieve incredible low rpm performance.



MarineDiesel engines are available with numerous inboard transmission options.

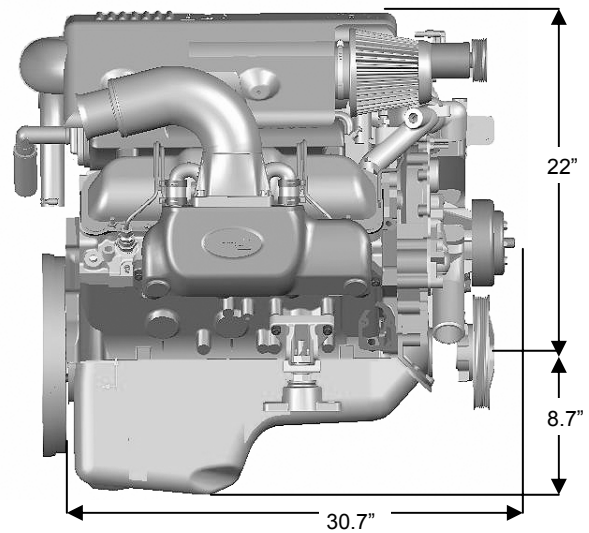
The following **Velvet Drive** models are available.

Model	Ratio's
5000....	1.05, 1.3, 1.6, 2.0, 2.45 & 2.8:1
5000V .....	1.25, 1.5, 2.0 & 2.5:1
72C.....	1.0, 2.57 & 2.9

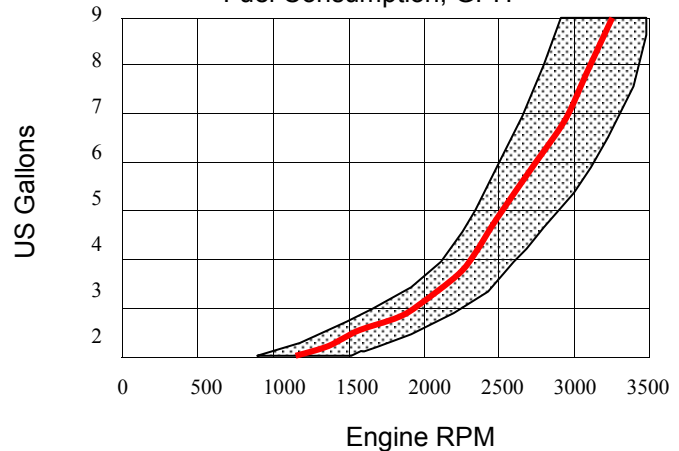
The following drive **ZF** models are available.

Model	Ratio's
63A .....	1.2, 1.56, 2.0:1
63IV .....	1.29, 1.56 & 2.0:1

For additional information on these transmissions, visit their web sites at:  
[WWW.VELVETDRIVE.COM](http://WWW.VELVETDRIVE.COM)  
[WWW.ZF-MARINE.COM](http://WWW.ZF-MARINE.COM)



Fuel Consumption, GPH



**1414 South Sangre Rd.**  
**Stillwater, OK. 74074**

**Ph: 405-533-3833 Fax: 405-377-3388**

**E-mail: [sales@marinedieselusa.com](mailto:sales@marinedieselusa.com)**

All MarineDiesel engines

are *Built*

on AM General's

**HUMVEE PLATFORM**

