

## **Plugs, Bolts and Water fittings preparation procedure for the Aluminum Manifold and Riser**

All aluminum plugs, brass plugs, riser mounting bolts, and water fittings must be prepared before use in the aluminum manifolds and risers. There are two options for preparing the fittings. Warranty will be void if the following procedures are not followed.

### **OPTION 1: Using Teflon tape**

Examples: Aluminum plug (see Fig 1) and riser mounting bolt (Fig 2)

- a) Clean thread surface out of dirt and greases.
- b) Begin wrapping the Teflon tape **COUNTERCLOCKWISE** around the plug thread from the bottom, up.
- c) Maintain tension on the tape so that it is pulled onto the threads
- d) Wrap the tape 4 times around the plug. Ensure the thread surface is completely covered.




Fig 1: Plug Diagram




Fig 2: Bolt Diagram

**This procedure applies to all bolts and fittings.**

### **OPTION 2: Using PTFE Thread Sealant**

Cover the threaded surfaces with "PTFE Thread Sealant". Ensure the thread surface is completely covered (See Fig. 3).




Fig. 3. PTFE Thread Teflon Sealant