


Hammerhead

300 Hp at 3,600 Rpm




Perfect Pass[®]
 Compatible

MarineDiesel-USA
 The MD300 Hammerhead, when combined with a Velvet Drive 5000 Series transmission creates a potent combination of inboard power and reliability. Only MarineDiesel offers a drop-in, plug and play diesel to replace your gas engine

Features

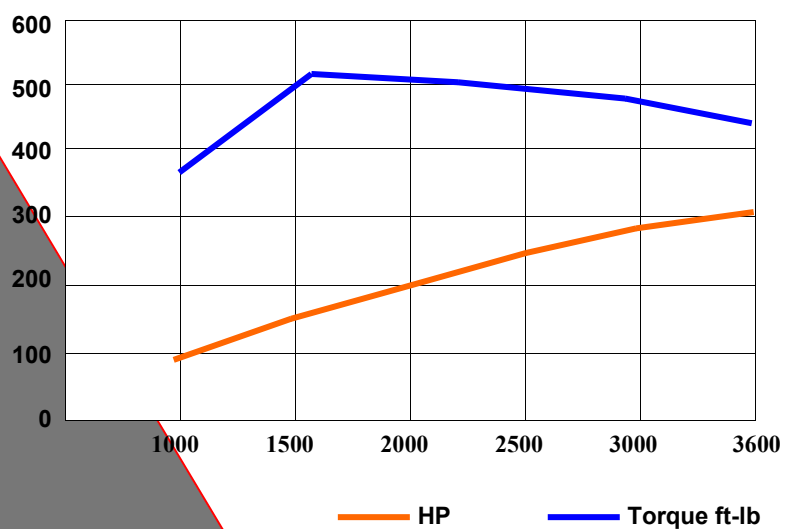
1. AM General's Optimizer 6500 base engine
2. Ultra-Efficient Lysholm Twin Screw Supercharger
3. Standard GM Flywheel housing and Centa-Flex heavy duty coupler that will allow the boat owner to use their existing transmission
4. Industry standard round 9-pin electrical harness connector
5. Hi-Capacity Cu-Ni Heat Exchanger
6. Remote Mounted Oil Filter
7. Hi-Output 105amp Alternator
8. Powder Coated Stainless Steel Dry-Joint Risers with Performance Tuned Aluminum Manifolds
9. Velvet Drive 5000 Series 1.0:1 down angle transmission

Technical Data

Displacement	6.5L
Configuration	V-8
Rated RPM	3600
Horsepower	300 @ 3600
Torque ft. lb.....	515 @ 1700
Bore & Stroke	103 X 97mm
Compression Ratio	18:1
Fuel System	Indirect Injection
Aspiration	Supercharged-Intercooled
Alternator	12V, 105amp
Cooling.....	Dual pump w Heat Exchanger

Size

Length	30.7"
Width	34"
Height	30.7"
Weight less gear	948 lbs.



1414 South Sangre Rd.
 Stillwater, OK. 74074
 Ph: 405-533-3833 Fax: 405-377-3388
 E-mail: sales@marinedieselusa.com

MD300-Ski
300hp @ 3600
Hammerhead



by
Performance Product Technologies

Direct Replacement

When replacing existing GM small or big block V8 gas engines the MarineDiesel will match the existing mounts, flywheel housing, length, width, height and weight to that of existing gas engines, as well as offers a standard 9-pin electrical harness connection to match existing boat harnesses. This allows preserving the original integrity of the boat utilizing mounts, exhaust system, gauges, alarms and tachometers. When comparing competitive products make sure to compare the overall installed engine cost, not just the product cost.

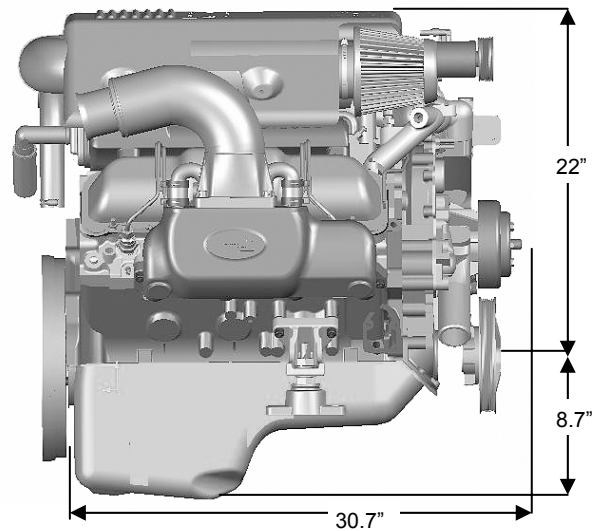
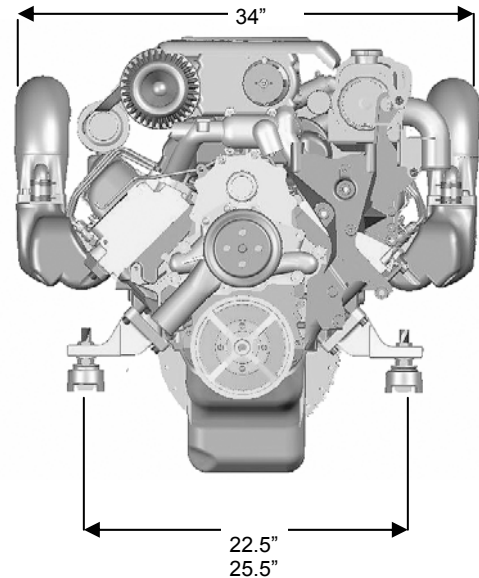


Durability

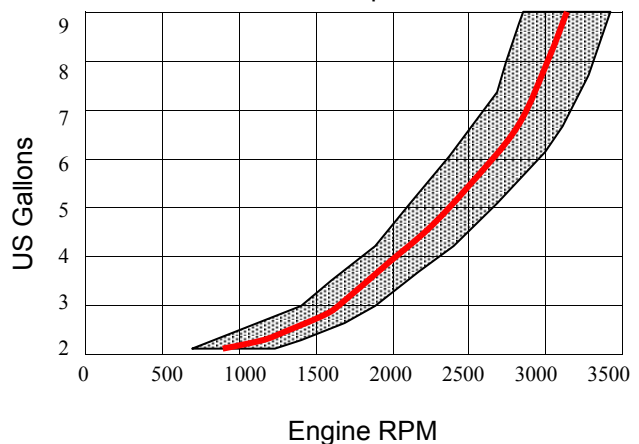
Built on AM General's Optimizer 6500 engine platform this rugged engine is durable enough to be used to power such well known vehicles as the Hummer and military Humvee. With the Optimizer 6500 as a starting place MarineDiesel takes things to a whole new level by adding a performance tuned center riser dry-joint exhaust system with stainless steel risers, a high capacity fresh water cooling system, Lysholm Twin Screw Supercharger with multi-pass cu.ni. Intercooler, 105 amp alternator, oil drain system and fresh water flush kit.

Performance

Starting with a 6.5L displacement in a V8 configuration, MarineDiesel achieves superior low rpm torque versus smaller displacement inline engines. Adding to this displacement MarineDiesel utilizes a custom low-rpm high torque intercooled supercharging system to achieve incredible low rpm performance.



Fuel Consumption, GPH



1414 South Sangre Rd.
Stillwater, OK. 74074

Ph: 405-533-3833 Fax: 405-377-3388

E-mail: sales@marinedieselusa.com

All MarineDiesel engines

are
Built

on AM General's

HUMVEE PLATFORM

